













# College Prep List

## Senior Edition

-  Narrow your list of possible colleges—aim to apply to 2–5 schools.
-  Make sure your official ACT scores and transcript are sent to the colleges in which you are applying.
-  Ask your teachers for college recommendation letters.  
Viterbo may require these for particular scholarship competitions.
-  Apply for college. Be sure your admission essay is edited and has been looked over by a teacher, counselor, or trusted peer.
-  Submit your Free Application for Federal Student Aid (FAFSA) starting Oct. 1.  
This will help financial aid offices determine your eligibility for need-based grants, loans, or work-study options.
-  Visit the colleges in which you have been accepted. Schedule a campus tour.  
This will help you to narrow down your choices.  
*[www.viterbo.edu/visit](http://www.viterbo.edu/visit)*
-  Let colleges know whether you will accept or reject their admission offer by May 1.  
Visit Viterbo's Accepted Students page for additional information:  
*[www.viterbo.edu/accepted](http://www.viterbo.edu/accepted)*
-  Let your counselor know your college choice soon after you decide.  
Ask them for any other assistance you might need.
-  Send your deposit to your chosen college as soon as you make your final choice.
-  After graduation, be sure to have your financial transcript sent to your college.