



**Viterbo University
Fine Arts Center - Main Theatre
La Crosse, WI**

Table of Contents

Table of Contents.....	2
General Information.....	6
Contact Information	6
Mailing Address	6
Street.....	6
Website	6
Time Zone	6
E-mail	6
Telephone.....	6
Staff.....	6
General Information (cont.)	7
Emergency & Medical Services	7
Police, Fire or Medical Emergency	7
Campus Security	7
Hospitals.....	7
Vendors.....	7
Hotels	7
Transportation.....	7
General Information (cont.)	8
Restaurants	8
Grocery.....	8
Logistical Support	8
General Information (cont.)	9
Accessibility.....	9
Handicap.....	9
Parking	9
Loading areas.....	9
Crossover.....	9
Stage Access	9

General Information (cont.)	10
General Directions.....	10
From the North (Eau Claire, Rice Lake).....	10
From the South (Dubuque, Richland Center)	10
From the North and West (Minnesota–Twin Cities area)	10
From the Southeast (Madison, Milwaukee, Illinois)	10
Management.....	11
Production Offices.....	11
Telecommunications	11
Green Room	11
Rehearsal Space	11
Labor	11
Management (cont.)	12
Show Run Positions	12
Lighting.....	12
Sound	12
Rail	12
Follow spot	12
Management (cont.)	13
Policies	13
Front-of-House	13
Merchandise & Concessions	13
Latex.....	13
Pyrotechnics	13
Carpentry	14
Seating	14
Stage Information.....	14
Proscenium.....	14
Wing space	14
Crossover.....	14
Stage Height	14
Gridiron	14

Orchestra Pit.....	14
Stage Floor.....	14
Carpentry (cont.).....	15
Equipment.....	15
Choral Risers.....	15
Stage Risers	15
Shells	15
Music.....	15
Soft goods	15
Rigging	15
Loading Gallery	15
Gridiron Capacity	15
Carpentry (cont.).....	16
Fire Suppression & 1st Aid.....	16
Water Sprinklers	16
Fire extinguishers	16
Access	16
Crossover.....	16
Stage Access	16
Shop area.....	16
Storage	16
Electrics	17
Power	17
Dimming.....	17
Control	17
Circuits	17
Electrics (cont.)	18
Inventory.....	18
Follow spots	18
Notes.....	18
Audio	19
Power	19

Wiring	19
Control Locations	19
Assistive Listening	19
Production Communications	19
Audio (cont.)	20
Monitor/Paging	20
Video	20
Audio	20
Equipment.....	20
Mixing Consoles.....	20
Fixed Speakers	20
Portable Speakers	20
Audio (cont.)	21
Amplifiers	21
Signal Processors	21
Compressor/Gate	21
Effects.....	21
Audio/Video Playback.....	21
CD Playback	21
Microphones*	21
Stands*	21
Wardrobe.....	22
Dressing Rooms.....	22
Star Dressing Room.....	22
Principle Dressing Rooms.....	22
Chorus Dressing Rooms	22
Makeup	22
Wardrobe	22
Quick Change	22

General Information

Contact Information

Mailing Address

Fine Arts Center
900 Viterbo Drive
La Crosse, WI 54601

Street

929 Jackson Street
La Crosse, WI 54601

Website

www.viterbo.edu/fac

Time Zone

Central (UTC-6)

E-mail

finearts@viterbo.edu

Telephone

Main Office 608/796-3737
Production 608/796-3734
Fax 608/796-3736

Staff

Michael Ranscht
Director, Fine Arts Center
608/796-3737
maranscht@viterbo.edu

Bridget Misch
Event Operations Coordinator
608/796-3749
blmisch@viterbo.edu

Jen Roberdeau
Director of Audience Services/Marketing
608/796-3738
jaroberdeau@viterbo.edu

Jack Hamilton
Facility Technical Director
608/796-3739
jdhamilton@viterbo.edu

Douglas Wilken
Event Operations Coordinator, Audio Specialist
608/796-3740
dpwilken@viterbo.edu

Brenna Gustafson
Box Office Coordinator
608/796-3733
bmgustafson@viterbo.edu

Alyson Dahlquist
Administrative Assistant
608/796-3737
aldahlquist@viterbo.edu

Beth Franklin
Arts Education Coordinator
608/796-3735
bafranklin@viterbo.edu

Danita Doerre
Scheduling Assistant
608/796-3747
dadoerre@viterbo.edu

General Information (cont.)

Emergency & Medical Services

Police, Fire or Medical Emergency

From an off-campus line: 911

From an On-Campus Line: 8-911

Campus Security

From an off-campus line: 608/796-3911

From an On-campus line: 3911

Hospitals

Mayo Clinic Health System

800 West Avenue South

La Crosse, WI 54601

Main Hospital: 608/785-0940

Urgent Care: 608/392-7000

Gunderson Lutheran

1900 South Avenue

La Crosse, WI 54601

Main Hospital: 608/782-7300

Urgent Care: 608/782-7300 x52192

Vendors

Hotels

AmericInn Hotel & Conference Center La Crosse-
Riverfront

1835 Rose Street

La Crosse, WI 54603

608/781-7000

Candlewood Suites La Crosse

56 Copeland Avenue

La Crosse, WI 54603

608/785-1110

Holiday Inn Express

9409 WI-16

Onalaska, WI 54650

608/783-6555

Additional hotels can be found at www.explorelacrosse.com.

Transportation

Taxi-cab

A-1 Taxi Svc, Inc.

206 Hood Street

La Crosse, WI 54601

608/781-6655

Bee Cab, Inc.

1224 Island Street

La Crosse, WI 54603

608/784-4233

CTS Taxi

226 Hood Street

La Crosse, WI 54601

608/784-7700

Charter Bus

Lamers Bus Lines, Inc.

326 Sky Harbour Drive

La Crosse, WI 54603

608/796-8177

Ready Bus Line

P.O. Box 256

La Crescent, MN 55947

507/895-2349

General Information (cont.)

Restaurants

B.A. Burrito Company
40 Copeland Avenue
La Crosse, WI 54603
608/785-2227

China Star
4202 Mormon Coulee Road
La Crosse, WI 54601
608/788-3088

Grocery

Festival Foods
2500 State Road
La Crosse, WI 54601
608/788-8777

Logistical Support

Ace of La Crosse
4242 Mormon Coulee Road
La Crosse, WI 54601
608/788-9920

Bob's Auto Service
1003 West Avenue South
La Crosse, WI 54601
608/784-7193

Kratt Lumber
1714 16th Street South
La Crosse, WI 54601
608/788-2600

La Crosse Mobile Truck Service
215 Milwaukee Street
La Crosse, WI 54603
608/782-4800

Menards
223 Lang Drive
La Crosse, WI 54603
608/782-0130

Houghton's Fine Food & Cocktails
1002 Jackson Street
La Crosse, WI 54601
608/784-9770

The Recovery Room
901 7th Street South
La Crosse, WI 54601
608/782-8573

People's Food Co-op
315 5th Avenue South
La Crosse, WI 54601
608/784-5798

Mississippi Welders Supply Co.
611 George Street
La Crosse, WI 54603
608/782-6687

United Auto Supply
625 3rd Street South
La Crosse, WI 54601
608/784-9198

Sip & Surf Laundromat-Tanning
1121 Jackson Street
La Crosse, WI 54601
608/782-2222

General Information (cont.)

Accessibility

Handicap

Main Floor: (3) seats, (2) House Left, (1) House Right

Balcony: (5) seats, House Left, Lower Balcony*

*An elevator is available in the lobby for patrons who are unable to take the stairs.

Parking

A permit is required for parking in University parking lots until 5pm each weekday that school is in session. Temporary permits can be obtained in the Fine Arts Center Administration Rm. 102.

Tour vans, buses and tractor-trailer rigs may park in the loading dock, ramp or alongside the curb immediately adjacent to the loading dock. Engine idling is prohibited due to proximity to air handling intake vents. Shore power is available for up to (2) crew buses.

Loading areas

Loading access to the stage is through a garage door that is approximately 10'-0" by 10'-0". The stage is on a direct path through the garage door.

The loading dock ramp with a dock leveler device can accommodate 53' semi-trailer rigs. Drivers should pull alongside the building while oriented to the west before backing into the loading ramp.

The loading dock area in front of the garage door can accommodate (2) 15 passenger vans side by side.

Vehicles in the loading area and/or ramp do not require permits for the duration of time that the production is in their residence at Viterbo University.

Crossover

Backstage crossover is through the scene shop, which shares the rear wall of the stage.

Stage Access

Access from the dressing rooms is accomplished via a staircase on either side of the stage. To enter Stage Left performers must pass through the trap room.

Stage apron wraps around Proscenium and meets the side aisles with a single step down for access from stage to house.

When the pit is at orchestra level, musicians access the pit via two doorways in the trap room.

General Information (cont.)

General Directions

From the North (Eau Claire, Rice Lake)

Take Hwy. 53 South to La Crosse; do not follow Hwy. 53 onto I-90. Continue straight as it turns into SR-157. Follow SR-157 and turn right onto Hwy. 16 (the Valley View Mall intersection). Hwy 16 becomes Losey Blvd. Stay on Losey Blvd. until State Road. (Kmart is on the left). Turn right onto State Road. State Road becomes Jackson Street as it bends around a median to the left. Follow Jackson Street and cross West Ave. at the light. You will find the Fine Arts Center and Reinhart Center ahead on the right. The Fine Arts Center is the five-story brown building with the glass atrium wall on the front between Ninth (Viterbo Drive) and Tenth Streets.

From the South (Dubuque, Richland Center)

Take Hwy. 35 or Hwy. 14/61 North to La Crosse. Hwy. 35 joins Hwy. 14/61 South of La Crosse and becomes Mormon Coulee Road. Turn Right on Losey Blvd. to State Road. Turn left on State Road and drive past West Ave. to Viterbo Drive. You will find the Fine Arts Center ahead on the right. The Fine Arts Center is the five-story brown brick building with the glass atrium wall on the front between Ninth (Viterbo Drive) and Tenth Streets.

From the North and West (Minnesota-Twin Cities area)

Follow I-90 east to Exit 4 (La Crosse). Turn right off of the ramp and follow SR-157. Turn right onto Hwy. 16 (the Valley View Mall intersection). Hwy 16 becomes Losey Blvd. Stay on Losey Blvd. until State Road (Kmart is on the left). Turn right onto State Road (not State Street). State Road becomes Jackson Street as it bends around a median to the left. Follow Jackson Street and cross West Avenue at the light. You will find the Fine Arts Center and Reinhart Center ahead on the right. The Fine Arts Center is the five-story brown building with the glass atrium wall on the front between Ninth (Viterbo Drive) and Tenth Streets.

From the Southeast (Madison, Milwaukee, Illinois)

Take I-90/94 North, following I-90 West to La Crosse. Take Exit 5 (Onalaska, West Salem). At the light, turn left onto Hwy. 16. Hwy. 16 becomes Losey Blvd. Stay on Losey Blvd. until State Road (Kmart is on the left). Turn right onto State Road, which becomes Jackson Street. Follow Jackson Street to Viterbo Drive (formerly Ninth Street). You will find the Fine Arts Center and Reinhart Center ahead on the right. The Fine Arts Center is the five-story brown building with the glass atrium wall on the front between Ninth (Viterbo Drive) and Tenth Streets.

Management

Production Offices

Star Dressing Room

The primary production office is the Star Dressing room, which is located offstage right. Included in the room are a desk, chair, love seat, phone & internet lines, and full bathroom. This room can also serve as a dressing area for smaller companies or a single lead performer.

West Box Office

No longer used for its original function, this room located in the Lobby of the Fine Arts Center can accommodate (2-3) people. Hard and wireless internet connections are available.

Hospitality Suite

A flexible space capable of accommodating a wide range of meetings, receptions, or dinners for up to (40) persons. Built in technology includes projector, screen hook ups for audio playback.

Telecommunications

Most areas have telephone hook-ups and all have network ports for access to the internet. Wireless internet login/password will be available from the Fine Arts Center on the day of the production.

Green Room

No dedicated green room is available. For productions with small casts or a single lead the Star Dressing room is available. Included in the room is a desk with chair, lighted mirror, loveseat and attached bathroom with full sized shower. Dependent on availability, the Hospitality Suite may be used for meals.

Rehearsal Space

Productions requiring additional rehearsal space may be able to use one of the dance studios. Scheduling priority remains with Academic departments, University productions, and individual student needs.

1st Floor Studio

Dimensions: 30'x50' approx.
Floor: Sprung Wood Laminate
Piano: Yamaha P22
A/V: CD and Tape Cassette Playback
Mini Jack for iPod
Up to (3) XLR jacks

Basement Studio

Dimensions: 20' x 35'
Floor: Sprung Wood w/Vinyl covering
Piano: Hamilton Model 243
A/V: CD and Tape Cassette Playback
Mini Jack for iPod
Up to (3) XLR jacks

Labor

The Viterbo University Fine Arts Center Primarily uses a student workforce to fulfill all labor requirements. When necessary the student labor pool is augmented by local over hire stagehand pool and temp labor.

Management (cont.)

Show Run Positions

Lighting

The primary lighting control position is in the center booth located under the lower balcony overhang. Three DMX runs are located here; one going directly to the dimmer rack and the other two end stage left where tour racks and/or DMX accessories can be connected. One Ethernet port is also located in the room for data distribution to the ETCNet3 network.

Sound

The sound mix position is located House Right in the Lower Balcony.

Rail

The fly rail is located Off Stage Right. Due to building architecture line sets 4-6 are only operable from the Mid Rail position.

Should a production require all available space in the wings Off Stage Right, the entire fly system is operable from the Stage Right Mid Rail.

Follow spot

The follow spot positions are located at both ends of the last row of the Upper Balcony.

Stage Management

Primary calling position located in the center booth on the main floor, just underneath the balcony overhang. Features include paging and “God” microphones, video monitoring of the orchestra pit, and a bathroom. The House appreciates knowing in advance the location preference for the tour.

Management (cont.)

Policies

Front-of-House

Unless otherwise agreed in writing, the house will open one ½ hour (30min.) before the scheduled start time for a performance.

Patrons arriving late to a performance will be seated in the house between musical numbers and/or at the discretion of the company stage manager.

Merchandise & Concessions

Merchandise may be sold in the Main Theatre Lobby with a commission of 15% taken after taxes, if Viterbo provides the sellers the commission increases to 20%.

At most performances wine, beer, mixed drinks and non-alcoholic beverages are available for purchase in the lobby. However, food and drink is **NOT ALLOWED** in the house.

Latex

The use of latex gloves, balloons, and other materials or equipment is prohibited. In the event that latex is a material present in prop(s) or equipment that is of irreplaceable value to the artistic value of the production the use of latex is permitted provided that the prop(s) and/or equipment be quarantined and or disposed of as soon as is feasible.

Viterbo University Smoking and Tobacco Policy

Viterbo University is a smoke and tobacco free campus. Viterbo University helps ensure a healthy campus environment by prohibiting the use, sale, advertisement and distribution of smoking and tobacco products including, but not limited to cigarettes, chewing tobacco, cigars, e-cigarettes, vaping devices, etc. Smoking and tobacco products are prohibited in University facilities, on University grounds, on sidewalks on and adjacent to university property, in university parking lots, at University-sponsored events, and in University vehicles. Policy violations may be reported in writing to Campus Safety, the Fine Arts Center staff, Human Resources, or Residence Life. Persons violating this policy may be subject to disciplinary action.

Pyrotechnics

The use of pyrotechnics including explosives, smoke pots, sparklers, fire crackers, and open flame is not normally permitted in the any of the University performance venues. Pyrotechnic devices must be designed, built, fired and otherwise in the control of an individual who is qualified, has appropriate licenses and permits (BATF, 18 U.S.C. Chap. 40) and carries liability insurance of at least \$1,000,000 which names Viterbo University as the beneficiary.

For information on the process for the approval of the use of pyrotechnics, please contact the Fine Arts Center Office.

Carpentry

Seating

<u>Location</u>	<u>Seat Count</u>	<u>Floor</u>	<u>Handicap</u>
Orchestra Pit	31	553	None
Main Floor	522		2 House Right / 1 house left
Lower Balcony	205	585	5 Balcony Left
Upper Balcony	380		None
		1138	

A seating diagram is included in the appendix section.

Stage Information

Proscenium

Stage Width: 55'-0"

Stage Height: 30'-0"

Stage Depth with Orchestra Shell: 34'-6"

Stage Depth without Orchestra Shell: 32'-6"

Plaster line to Stage edge: 4'-6"

Wing space

Stage Right Wing space: 10'-10"

Stage Left Wing space: 37'-0"

Crossover

Through Scene shop which is directly behind rear stage wall.

Stage Height

Stage height: 3'0" (from Row A)

Stage Floor

Material: End Grain Pine Laminate

Stain: Black

Dance floors: American Harlequin Cascade, Black, 32'-0" Deep x 60'-0" Wide (approx.)

Marley Dance Floor, Grey, Tap-able, 25'-7" Deep x 42'-3" Wide

Gridiron

Working height: 63'-0"

Grid Depth: Plaster line to rear wall

Grid Width: 70'6"

Line set Type: Single Purchase

Number of Line sets: 34

Maximum Line set Height: Varies, see Line set Schedule in appendix section.

Orchestra Pit

Orchestra Playing Height:

Minimum Pit Depth: 11'-0"

Maximum Pit Depth: 12'-10"

Minimum Pit Width: Varies

Maximum Pit Width: 38'-11"

Approximate area: 400 Sq. Ft.

Maximum Load: 100lbs. / Sq. Ft.

Carpentry (cont.)

Equipment

Choral Risers

- (12) Wenger Tourmaster 3 Step Choral Risers
- (12) Wenger Tourmaster 4th Step Add-on

Stage Risers

- (16) Wenger Versalite Riser Deck 4'x8' (Black)
- (4) Wenger Versalite Riser Deck 4'x4'

4' x 8' decks require 6 legs
4' x 4' decks require 4 legs

- (24) Riser Legs @ 0'-8"
- (24) Riser Legs @ 1'-0"
- (24) Riser Legs @ 1'-4"
- (48) Riser Legs @ 2'-0"
- (24) Riser Legs @ 2'-8"

Shells

- (6) Wenger Series 61 Rollaway Choral Shell
- (1) Motor Driven Orchestra Shell

Music

- (125) Orchestra Chairs
- (140) Manhasset Type Stands
- (30) Stand Clip Lights (Manhasset Style)
- (15) Stand Clip Lights (adjustable)
- (5) Tympani in the following sizes: 33", 30", 27", 24", 21"
- (1) Xylophone
- (1) 9' Steinway Model D Grand Piano
- (1) Yamaha U-1 Piano

Soft goods

- (1) Main Drape, Split down center, Cranberry @ 55'-0" x 30'-0"
- (1) Full Stage Blackout, Black @ 57'-0" x 29'-0"
- (1) Full Stage Blackout, Black @ 45'-0" x 29'-0"
- (2) Borders, Black @ 60'-0" x 12'-0"
- (3) Borders, Black @ 60'-0" x 6'-0"
- (1) Legs, (Flat), Set, Black @ 17'-6" x 30'-0"
- (5) Legs (Flat), Set, Black @ 13'-0" x 30'-0"
- (1) Scrim, Sharks tooth, Black @ 60'-0" x 30'-0"
- (1) Cyclorama, White, Leno-Filled @ 60'-0" x 29'-0"

Rigging

Loading Gallery

The loading Gallery is located on Stage Right and is accessible via spiral staircase. During unloading & loading of the arbors, a minimum of (2) and maximum of (6) persons are allowed at the load rail. **NO EXCEPTIONS.**

All House, Contracted, or Touring personnel will make proper use of all Fall Protection Equipment. **NO EXCEPTIONS.**

Gridiron Capacity

The load capacity is determined in conjunction with the House Technical Director. Please contact as early as possible so that the proper calculations can be made and verified.

Carpentry (cont.)

Hanging Points

(20) 3" Diameter Schedule 40 pipe measuring 4' long are stored on the gridiron for use with motorized chain hoists.

A limited supply of burlap is available to augment touring production inventories.

Line set Schedule

A full line set schedule is available in the appendix. Line sets 4-6 are operable only from the Stage Right Mid rail.

Fire Suppression & 1st Aid

Fire Curtain

Straight-lift Zetex/fiberglass blend fire/safety curtain. Heat link releases throughout entire system and manual release on either side of proscenium opening. A manually operated winch downstage right resets the curtain to trim.

Water Sprinklers

Sprinklers are located above the Gridiron providing coverage for over the stage.

Fire extinguishers

Onstage: (1) Upstage Right and (1) Downstage Left.

Shop: (1) Next to Loading Dock door and (1) at the opposite entrance.

Access

Crossover

Crossover is upstage of the Cyclorama, through Scene Shop.

Stage Access

Dressing rooms are located down one flight of stairs on Stage Right. Stairs on Stage Left lead to dressing room via Trap Room. Entrance to stage is at Upstage Left and Right.

From Front of House, a platform and two stair units can be set at the center of the stage if pit is at audience level.

Shop area

Located on the other side of the upstage wall, the shop has a full complement of woodworking tools and MIG welder available for minor scenic repairs.

Storage

Empty road and other storage cases can be stored in the shop, trap rooms or empty tour trailers.

Electrics

Power

Building power is 120 VAC / 20amp service.

(2) 400 amp 120/208 VAC company disconnects with 4/Ø cam lock ends are available stage left for lighting & motor power. This is non-isolated, unconditioned power not suitable for audio.

Dimming

The Main Theatre has (5) Strand CD80sv Dimmer racks, each with (96) dimmers. (384) of the dimmers run to stage circuits with the remaining (96) designated for orchestra shell, shop paint light, and house lighting.

Control

House lighting is controlled by a Strand Micro Control panel located in the center booth.

Stage lighting is controlled by an ETC Gio 2K with Ion RPU backup. A Net3 RVI is also available for backstage or tech table.

(2) Additional DMX inputs to the dimmer racks are located Stage Left and Right near the proscenium.

(11) Network inputs for the venue wide ETCNet3 system. The locations are (1) main booth, (1) HL Booth, (1) HR Booth, (1) back wall of main floor, (1) tech table position center of house, (1) Stage Right, (1) Stage Left, (4) Grid SL.

DMX output to intelligent devices/fixture via (10) ETC DMX/RDM Two-Port Gateways. (1) House Left Box Boom, (1) House Right Box Boom, (2) Pro Booms, (2) Box Booms, (1) Up Stage Right, (1) Down Stage Left, (4) Touring Style.

Circuits

All circuiting terminates in 2P&G stage-pin style connectors. Adapters to/from Edison are available in varying quantities as are stage pin extensions.

House circuits are a mixture of fixed and semi moveable. FOH circuits are a mixture of raceway and pigtail with temporary extensions run to the balcony rails as needed. Over stage circuits are soca style tails dropping from the grid in (3) groups on stage left and can be moved to other pipes in groups of (6). Circuits for the 4th electric are pigtail raceway and cannot move.

Electrics (cont.)

Inventory

44	19° Source Four	HPL 750/115X	Electronic Theatre Controls
63	26° Source Four	HPL 750/115X	Electronic Theatre Controls
69	36° Source Four	HPL 750/115X	Electronic Theatre Controls
12	50° Source four	HPL 750/115X	Electronic Theatre Controls
20	360Q 6X16	EHG 750	Altman Lighting Co.
25	360Q 6X12	EHG 750	Altman Lighting Co.
69	360Q 6X9	EHG 750	Altman Lighting Co.
7	360Q 4.5X6	FLK 575	Altman Lighting Co.
38	65Q Fresnel 6"	BTL 500	Altman Lighting Co.
65	Par 64 Cans	Q1000PAR64/XXX(X)	Altman Lighting Co.
8	Broad Cyc	FCM 1000	Lighting & Electronics
14	Echo	FCZ 500	Lighting & Electronics

*On campus academic units take priority for use of venue inventory and from time to time some fixtures will be down for repair. Accordingly inventory levels will vary and may not be available for use.

Follow spots

(2) Robert Juliat – Super Korrigan 1200W/110v HMI follow spots. Primary follow spot position is in the last row of the Upper Balcony. Throw distance is 120'-0" @ 23° to just down stage of mid stage center.

Notes

Due to building architecture, the effective coverage area from the 1st Beam Position is the downstage $\frac{1}{4}$ to $\frac{1}{3}$ of the stage and the effective coverage area for the 2nd Beam Position is the downstage $\frac{2}{3}$ of the stage. Upstage washes are best handled from LX 1.

With the exception of LX 4 which is a raceway type circuit, all other over-stage positions are made with multi-circuit (NOT SOCA TYPE) drop cables that tail down from one of three groupings on the grid Stage Left.

Audio

Power

Building power is 120 VAC / 20amp service.

(1) Isolated 100amp, 3 phase disconnect with 4/Ø cam lock ends available Stage Left for audio. Power conditioned Edison-style 20 amp circuits located throughout backstage, control booth and house mix positions. Audio power is indicated with orange outlets.

Wiring

Analog: (40) Channel XLR-F AVS Panel with W4 MASS Connector isolated split located Down Stage Left.
Digital: Dante Network redundant pair Ethercon located Down Stage Left, Down Stage Right, Up Stage Center, Pit, Lighting Booth, and House Right Lower Balcony.

Control Locations

The primary house mix position is located in the House Right Lower Balcony in what would be seats F7 – F12.

Assistive Listening

The Main Theatre is equipped with a LISTEN radio frequency system with headsets available for patrons. The feed is derived from hanging microphones positioned in front of the mono speaker cluster.

Production Communications

Intercom is a Clear-Com system with a PL Pro MS-232 Base (single channel). Communications are distributed to all production run positions backstage (Stage Right, Left and secondary Rail Positions) and Front-of-House positions (follow spots, sound mix, booth, and secondary follow spot positions).

Communications to the Front-of-House personnel is via 2-way radio.

Audio (cont.)

Monitor/Paging

Video

A house feed of the stage can be sent via an Extron distribution system to the Stage Right & Left run positions, Star Dressing room, scene shop, makeup area, box office & administrative areas. With advance warning the House may also be able to provide an orchestra pit feed to the stage manager position in the booth or backstage run position.

The distribution system is also capable of sending audio/video signal to the Main Theatre Lobby, Box Office Lobby & Recital Hall for overflow seating situations.

Audio

Paging & “God” microphones are available at the front of house mix position, light booth or from backstage depending on the preference of the tour company’s stage manager. The House appreciates knowing in advance the location preference for the tour.

A dedicated feed from the house is sent to paging speakers located in the scene shop, main stairwell, dressing room hallway, dressing rooms, costume shop, box office and administrative offices. Each zone is controlled locally via a wall mounted volume dial.

Control room audio is supplied by a feed taken from the front of house mixing console.

Equipment

Mixing Consoles

Digital: Yamaha CL5

Digital: Rio3224-D

Digital: Rio1608-D

Analog: Soundcraft K2-40

Analog: Soundcraft K2-32

Fixed Speakers

Mono Cluster

(2) EW MH660 DF

(1) TD812

(4) EAW SB250P subwoofers

Delays

(6) EAW JF80

(6) EAW JF60

(6) EAW UB12

Portable Speakers

Front Fill

(4) JF80z

Side Fill

(2) EAW LA325

Foldback Speakers

(5) EAW SM200iH

(2) Renkus-Heinz CFX121M

(4) Electro-Voice Eliminator II Double 15

Audio (cont.)

Amplifiers

- (3) Crest CL9
- (2) Crest CL12
- (1) Crest CL18
- (3) QSC RMX 2450
- (2) QSC RMX 1450
- (1) QSC RMX 5050a

Signal Processors

- (2) DBX Driverack4820

Compressor/Gate

- (2) Presonus ACP-88

Microphones*

- (6) Crown PCC 160
- (3) Shure Beta 87
- (2) AKG C3000
- (2) AKG 451
- (2) Sennheiser 421 MKII
- (4) Shure SM58
- (3) Shure SM58SW
- (5) Shure SM57
- (2) Shure Beta 57A
- (3) Shure Microflex 150
- (6) Countryman Isomax II-H
- (4) Audio-Technica Unipoint 853
- (2) Sennheiser ME66
- (8) Audix 1255B
- (2) Audix SCX25A
- (8) Avatone CK-1
- (2) Avatone CK-7
- (20) Shure UR1 Wireless Belt pack Transmitter
- (12) Shure UR2/Beta 58a Handheld Transmitter

A variety of wireless lavalier microphone elements by Countryman and AKG are maintained in stock.

Stands*

An assortment of tripod and round base microphone stands with accessories.

* The needs of academic units take first priority for audio equipment. From time to time some items such as microphones and related companion items will be down for repair. Accordingly inventory levels will vary and may not be available for use.

Equalizers

- (3) DBX 1231
- (2) Klark Teknik DN360

Effects

- (1) Lexicon MPX-1
- (1) Lexicon MX400
- (1) Yamaha SPX-2000
- (1) Yamaha SPX-990

Audio/Video Playback

- (1) Mac Mini w/Qlab 4
- (2) MacBook Pro 13 w/Qlab 4

CD Playback

- (1) American Audio DCD-Pro300MKII

Wardrobe

Dressing Rooms

Star Dressing Room

Located offstage right is the Star Dressing room. Amenities include desk, chair, love seat, phone & internet lines, and full bathroom. This room can also serve as a production office for tours as needed.

Principle Dressing Rooms

(4) Principle dressing rooms are located in the basement. Dressing rooms A & B measure approximately 9'-0" x 12'-0" and have a capacity of (4) persons each. Dressing rooms C & D measure approximately 9'-0" x 12'-0" and have a capacity of (5) persons each.

Chorus Dressing Rooms

Two Chorus Dressing Rooms, a Men's and a Women's have wall mounted mirrors and (3) lavatories and (3) showers stalls. Available area is approximately 10'-0" x 35'-0" for a capacity of approximately (24) persons.

Makeup

Wall mounted mirrors and countertops running the length of the room. (4) sinks and (2) water fountains are also in the room. Available area is approximately 9'-0" x 64'-0" for a capacity of 24 persons.

Wardrobe

(2) Washers and (3) dryers are available with no charge to touring productions.

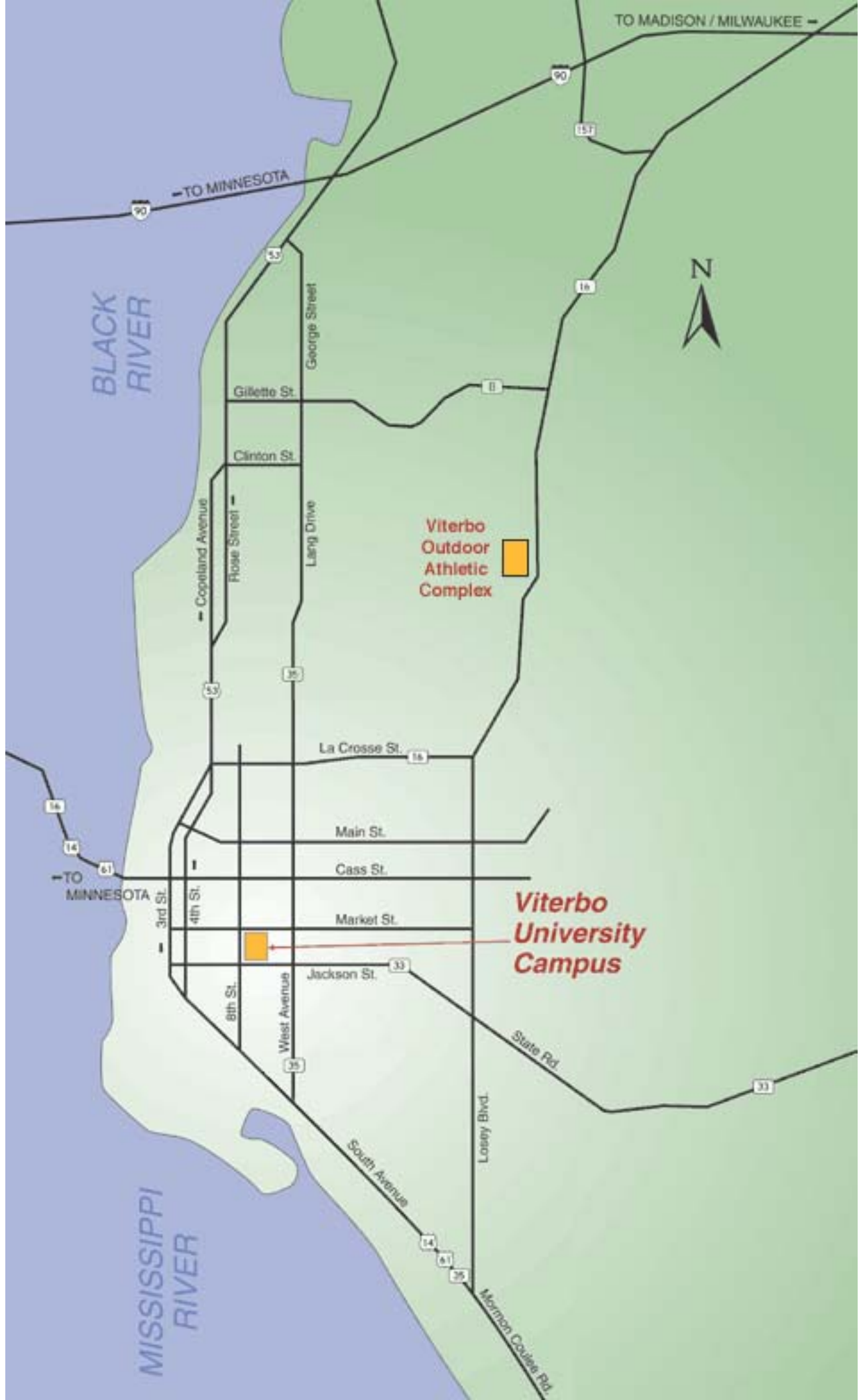
Steamer units are available, (1) unit is guaranteed and more may be available based on the needs of academic programs.

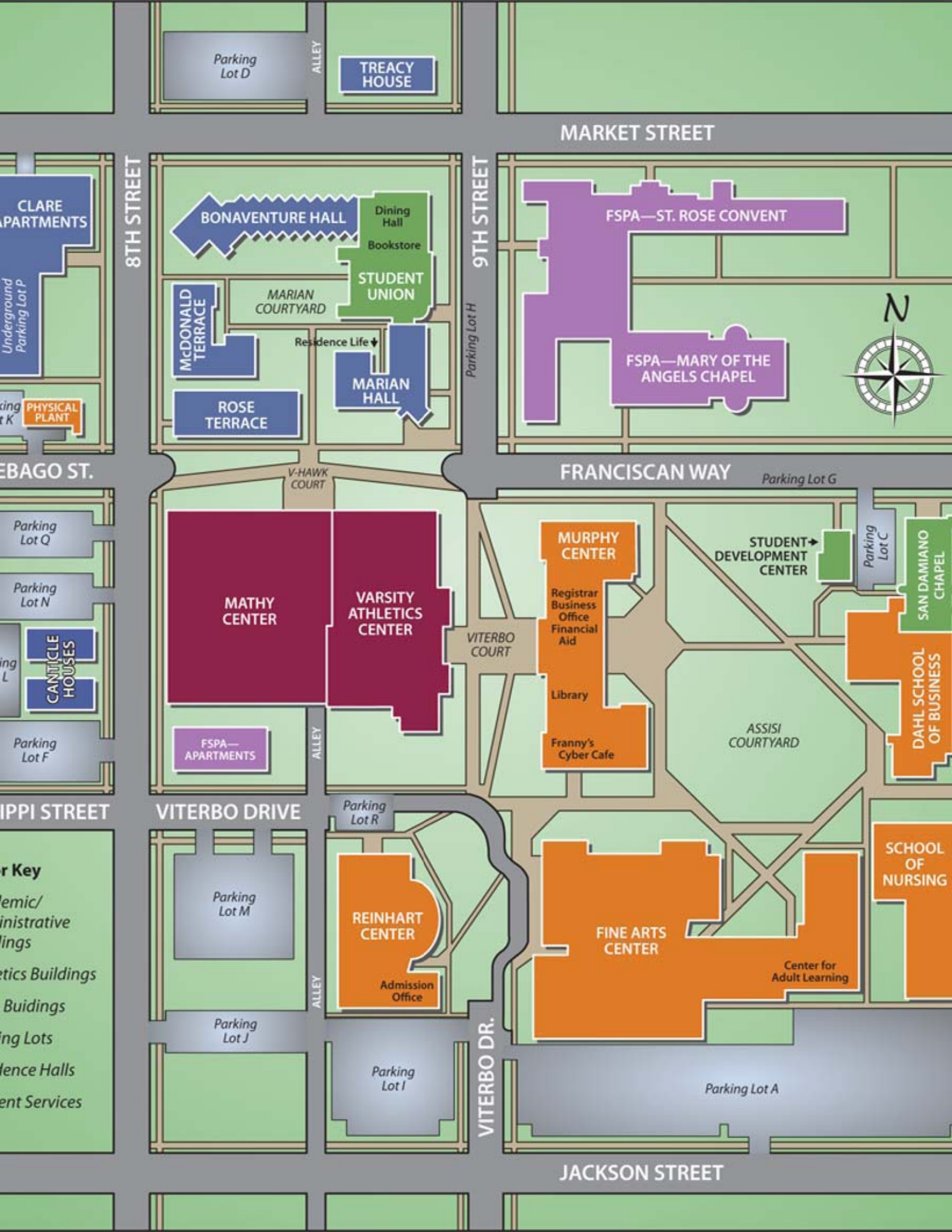
One iron and board are available.

'Z-Frame" style wardrobe racks are available, (6) racks are guaranteed though more may be available based on the needs of academic programs.

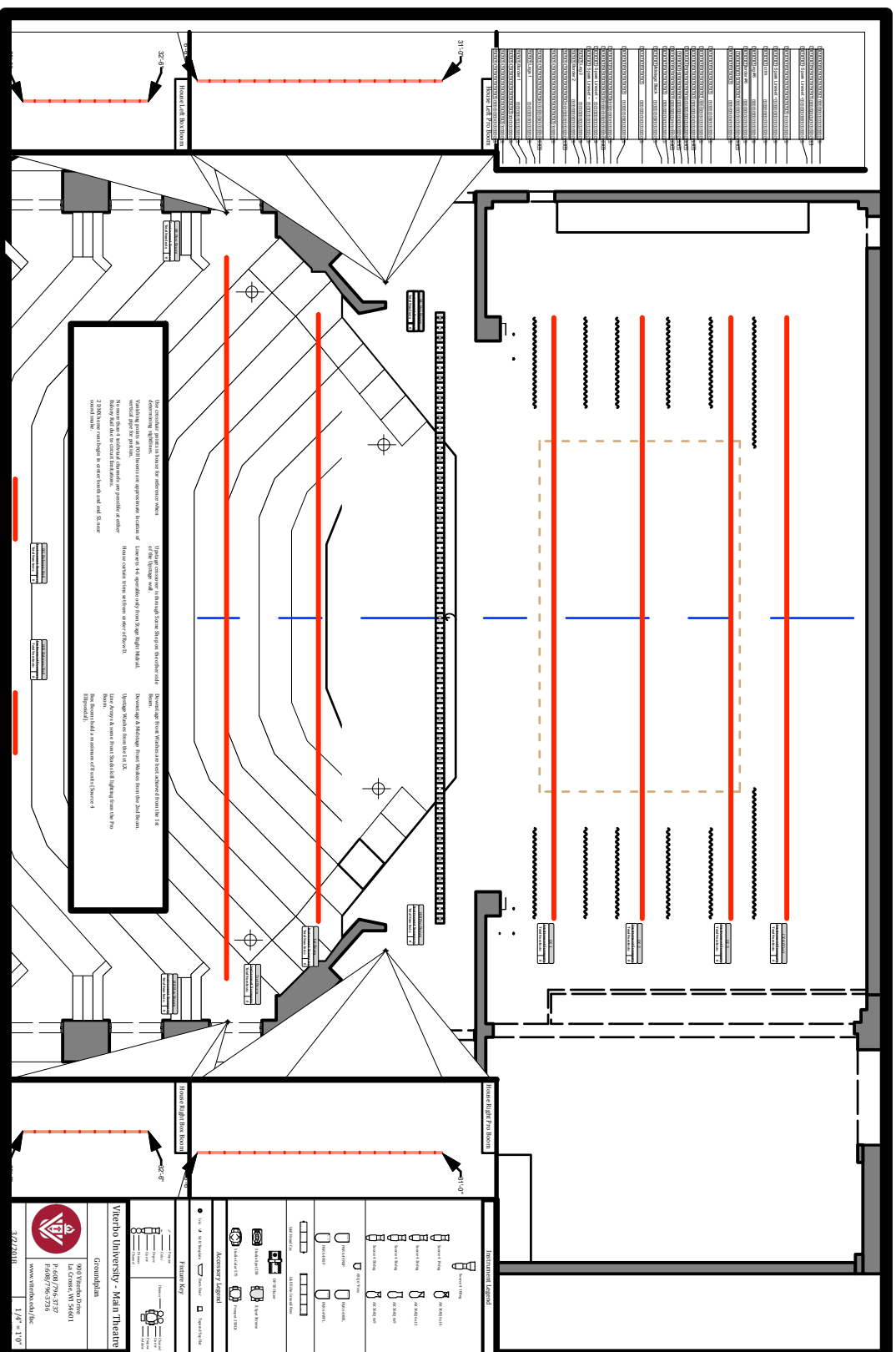
Quick Change

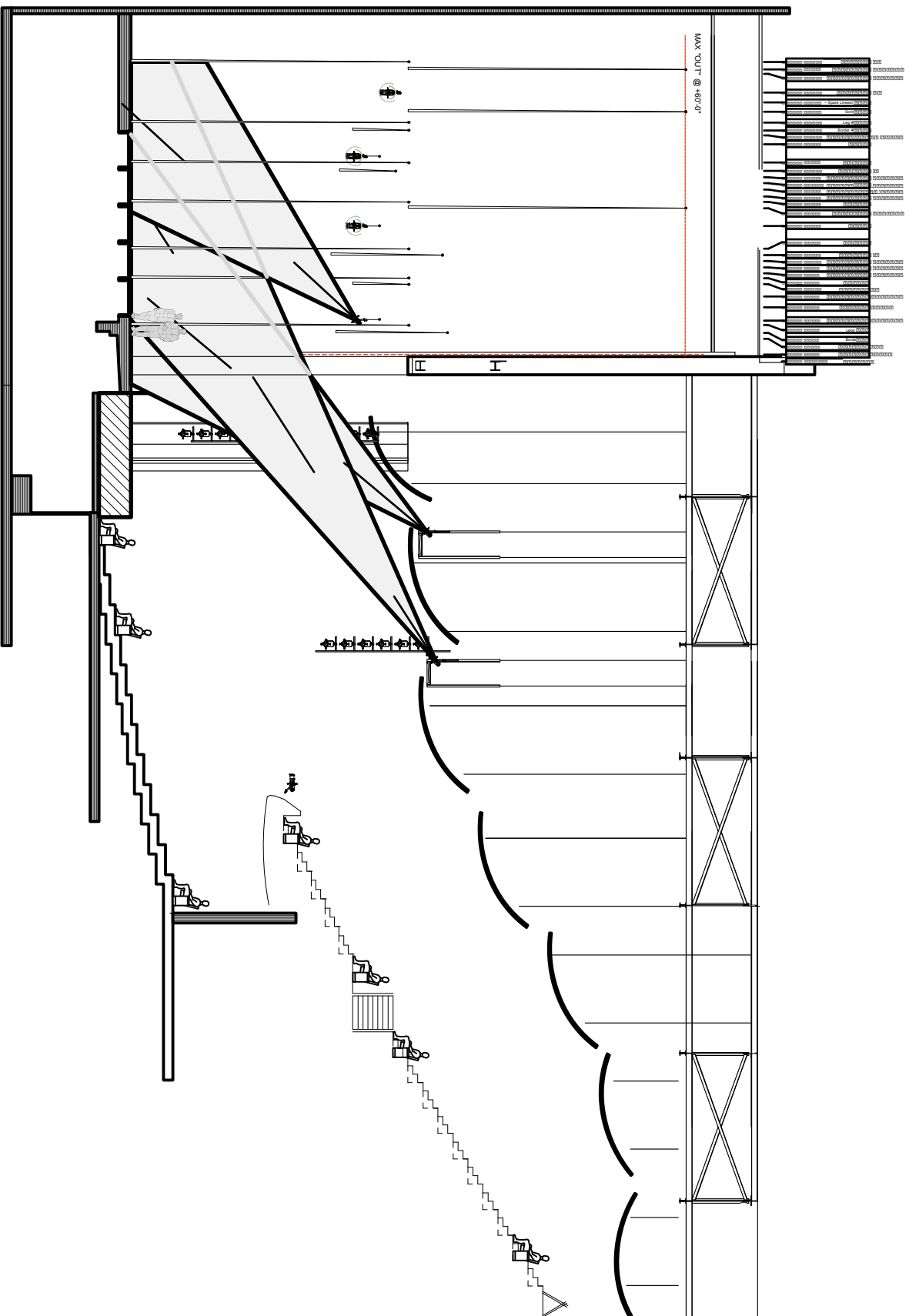
A few options are available for quick change areas. On both sides of the stage a 10'-0" x 10'-0" pop up tent can be set up. If spacing does not allow, alternatives may be available.





- Key**
- Academic/ Administrative Buildings
 - Religious Buildings
 - Student Union
 - Parking Lots
 - Recreation Halls
 - Student Services





Viterbo University - Main Theatre

10/07/2013

Sectional Reference

10/07/2013

10/07/2013

10/07/2013

10/07/2013

10/07/2013

10/07/2013

10/07/2013

10/07/2013

Fine Arts Center - Main Theatre

#	Dist	House	lbs	Incoming Show	lbs	Notes
2	1'-11"	Main Drape	225	Main Drape		
3	2'-7"	Border 1	75			12' Tall
4	3'-5"	Leg 1	150			21' Off center
5	3'-11"	-----				
6	5'-4"	LX 1	250			
7	6'-6"					
8	7'-10"	Border #2	100			6' Tall
9	8'-6"	Legs #2	100			21' Off center
10	9'-0"					
11	9'-8"	-----				
12	10'-4"	-----				
13	11'-0"	Border #3	75			12' Tall
14	11'-8"	Legs #3	100			21' Off center
15	12'-5"	SR Side Tab		SR Side Tab		
16	14'-2"	LX 2	200			
17	12'-0"	SL Side Tab		SL Side Tab		
18	16'-1"	Full Stage Black	240			Doubles as Border #4
19	16'-9"	Legs #4	100			21' Off center
20	17'-5"	-----				
21	18'-2"	-----				
22	18'-10"	-----				
23	19'-6"	-----				
24	20'-2"	Border #5	75			6' Tall
25	21'-1"	Legs #5	100			21' Off center
26	23'-1"	LX 3	250			
26a	24'-0"	-----				
27	24'-7"	Border #6	75			6' Tall
28	25'-5"	Legs #6	100			17' Off Center
29	26'-7"	Scrim	75			
30	27'-7"	-----				
31	28'-8"	LX 4 (Cyc)				
32	30'-8"	-----				
33	31'-2"	Full Stage Black	150			
34	32'-0"	Cyclorama	140			

Ln's 1, 2, 15 17 non-negotiable for moves
Ln's 4-6 operate from Stage Right Midrail
Ln 31 has raceway type circuits

Facility TD: Jack Hamilton
jdhamilton@viterbo.edu
(608) 796-3745

